

THE RANCH PLAN PLANNED COMMUNITY
PLANNING AREAS 3 AND 4 RUNOFF MANAGEMENT PLAN

Michael Baker
INTERNATIONAL

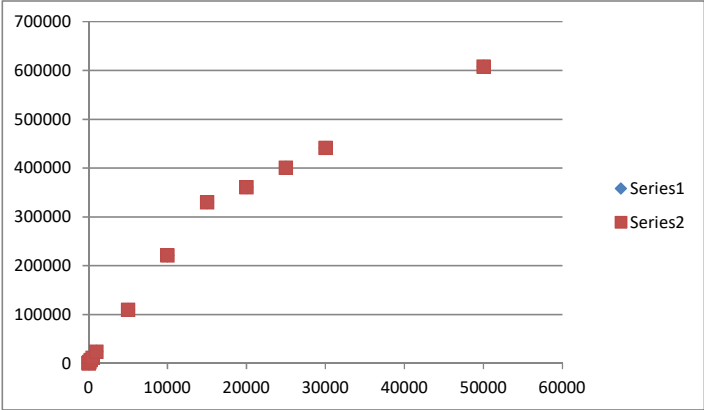
TECHNICAL APPENDIX J.1

Sediment Yield

Existing SJC	
Q	
1	21
5	135
10	283
50	1326
100	2314
250	6249
500	10975
1000	23326
5000	109332
10000	220952
15000	330141
20000	360546
25000	400771
30000	441499
50000	608124

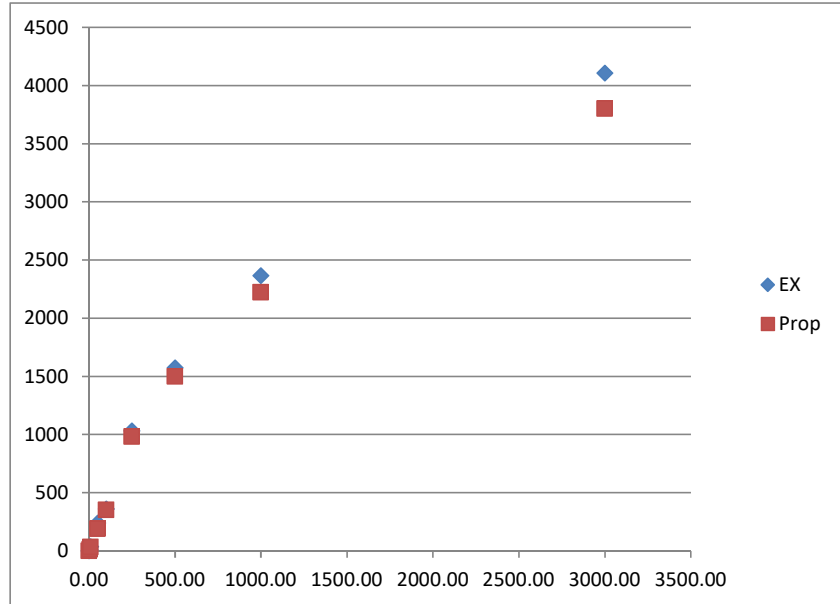
Proposed SJC	
Q	
1	21
5	135
10	283
50	1326
100	2314
250	6249
500	10975
1000	23326
5000	109332
10000	220952
15000	330141
20000	360546
25000	400771
30000	441499
50000	608124

0.00
0.00
0.00
0.00
0.00
0.00
0.00
0.00
0.00
0.00
0.00
0.00
0.00
0.00
0.00
0.00
0.00
0.00
0.00



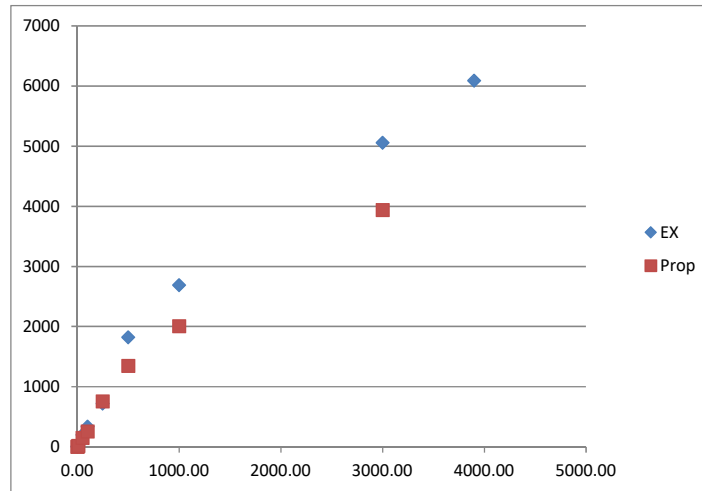
Chiquita Existing		
134t		
	All Storms	2&100
Q (cfs)		
1.00	3	4
5.00	16	20
10.00	38	57
50.00	242	174
100.00	362	314
250.00	1032	912
500.00	1575	1440
1000.00	2369	2152
3000.00	4108	3835

Chiquita Ultimate		
134t		
	All Storms	2&100
Q (cfs)		
1.00	3	4
5.00	16	19
10.00	36	52
50.00	192	170
100.00	354	318
250.00	983	904
500.00	1502	1379
1000.00	2224	2033
3000.00	3803	3552



Gobernadora Existing		
133t		
Q (cfs)	All Storms	2& 100
1.00	2	2
5.00	10	12
10.00	20	22
50.00	149	198
100.00	338	336
250.00	927	722
500.00	1921	1820
1000.00	2940	2691
3000.00	5654	5057
3900.00	6509	6088

Gobernadora Ultimate (w/Basin)		
133t		
Q (cfs)	All Storms	2& 100
1.00	2	2
5.00	8	8
10.00	15	17
50.00	127	154
100.00	279	258
250.00	852	760
500.00	1419	1347
1000.00	2166	2007
3000.00	4196	3941
3900.00	4694	4409



Gobernadora Existing Sediment Yield at Node		
	32C	133T
Q (cfs)	tons/day	
1.00	2	5
5.00	20	31
10.00	34	96
50.00	107	317
100.00	326	524
250.00	596	1841
500.00	900	2877
1000.00	1260	4446
3000.00	2157	8022

Tons per day for all areas tributary to those nodes

Gobernadora Existing Sediment Yield from Tributary Watershed		
	32C	133T
Q (cfs)	tons/day	
1.00	2	2
5.00	20	11
10.00	34	62
50.00	107	211
100.00	326	198
250.00	596	1244
500.00	900	1977
1000.00	1260	3186
3000.00	2157	5866

Tons per day for just the area added at that node. 133T is the yield for S33 only.

Gobernadora Ultimate Sediment Yield at Node		
	32C	133T
Q (cfs)	tons/day	
1.00	2	2
5.00	20	15
10.00	34	44
50.00	107	143
100.00	328	278
250.00	602	857
500.00	909	1306
1000.00	1274	1960
3000.00	2184	3522

Tons per day for all areas tributary to those nodes

Gobernadora Ultimate Sediment Yield from Tributary Watershed		
	32C	133T
Q (cfs)	tons/day	
1.00	2	0
5.00	20	-5
10.00	34	9
50.00	107	36
100.00	328	-50
250.00	602	255
500.00	909	397
1000.00	1274	686
3000.00	2184	1338

Tons per day for just the area added at that node. 133T is the yield for S33 only.